

4)

Speed	Cumulative Frequency
Less than 30	4
Less than 60	20
Less than 90	80
Less than 120	100

5)

Weight (oz)	Cumulative Frequency
Less than 1.7	5
Less than 2.2	7
Less than 2.7	12
Less than 3.2	17
Less than 3.7	30

6)

Income (\$)	Relative Frequency
200-300	19.87%
301-400	16.61%
401-500	28.34%
501-600	28.66%
More than 600	6.51%

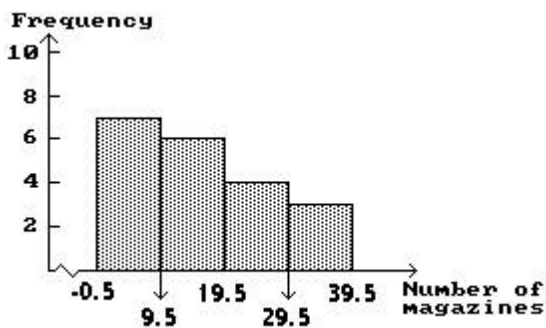
7)

Age	Frequency
25-29	3
30-34	3
35-39	6
40-44	4
45-49	5
50-54	3
55-59	5
60-64	5

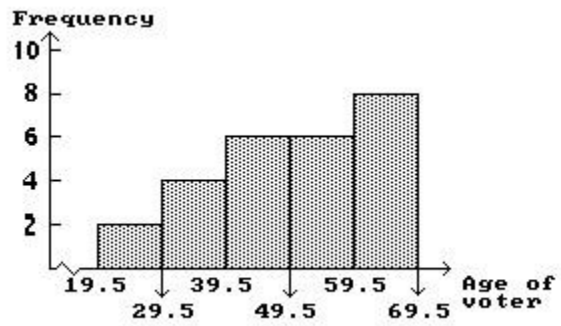
8)

Hours	Frequency
8-9	3
10-11	13
12-13	7
14-15	1

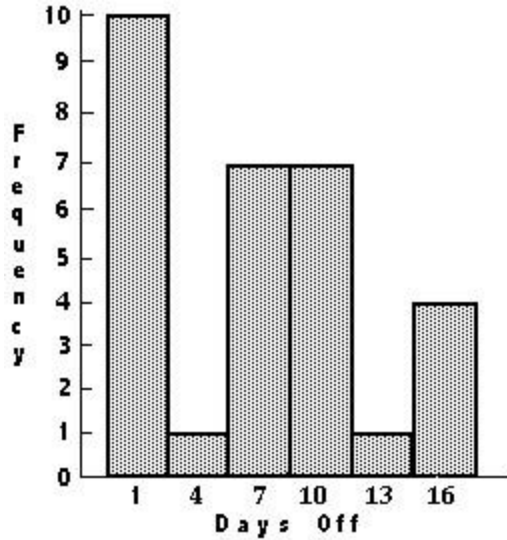
9) The approximate amount at the center is 16 magazines.



10) The approximate age at the center is 50.



11) The distribution does not appear to be normal. It is not bell-shaped and it is not symmetric.



12) Yes, it appears to be normal.

13) A

14) A

15) A