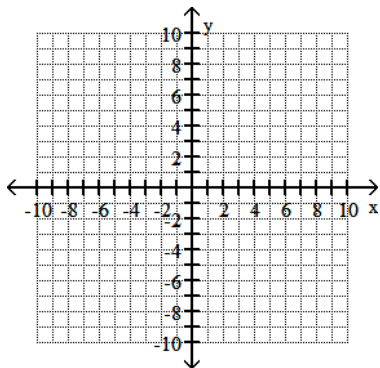


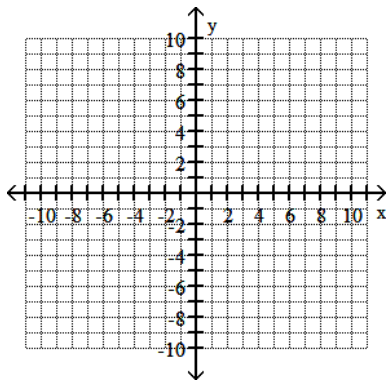
Begin by graphing the standard quadratic function  $f(x) = x^2$ . Then use transformations of this graph to graph the given function.

1)  $h(x) = -(x - 2)^2$

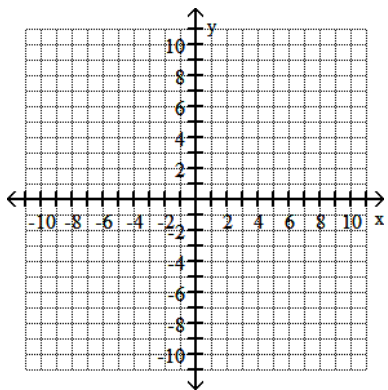


Begin by graphing the standard square root function  $f(x) = \sqrt{x}$ . Then use transformations of this graph to graph the given function.

2)  $g(x) = -\sqrt{x} - 1$

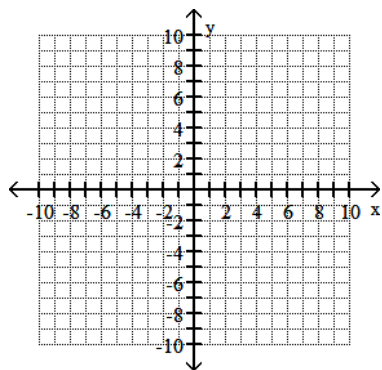


3)  $g(x) = \sqrt{-x - 5}$



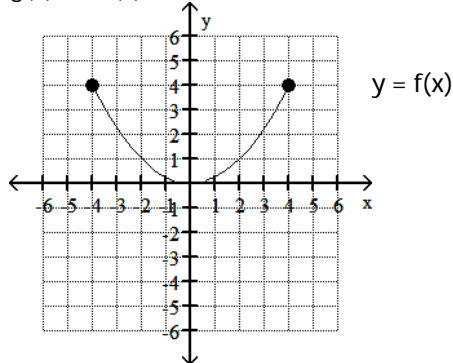
Begin by graphing the standard cubic function  $f(x) = x^3$ . Then use transformations of this graph to graph the given function.

4)  $g(x) = -x^3 + 3$



Use the graph of the function  $f$ , plotted with a solid line, to sketch the graph of the given function  $g$ .

5)  $g(x) = -f(x) + 2$

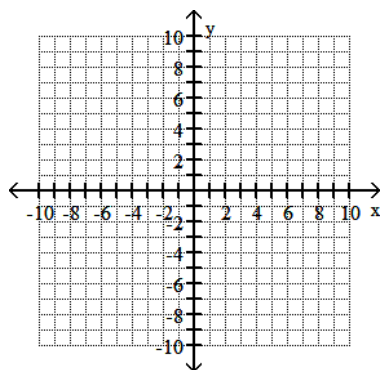


Begin by graphing the standard absolute value function  $f(x) = |x|$ . Then use transformations of this graph to graph the given function.

6)  $h(x) = 2|x| - 5$

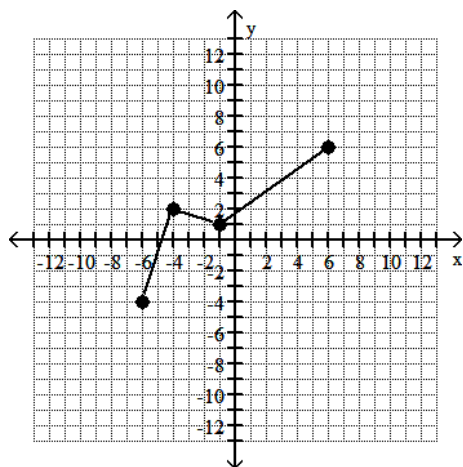
Begin by graphing the standard cubic function  $f(x) = x^3$ . Then use transformations of this graph to graph the given function.

7)  $g(x) = -\frac{1}{3}x^3$



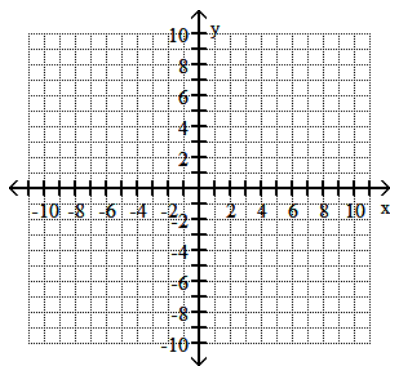
Use the graph of  $y = f(x)$  to graph the given function  $g$ .

8)  $g(x) = 2f(x)$

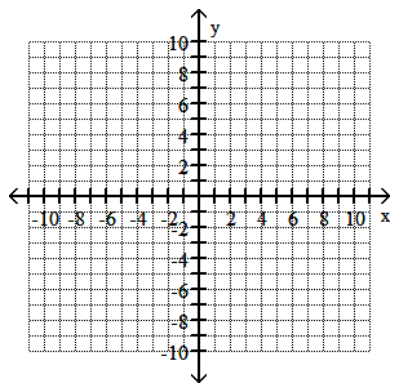


Begin by graphing the standard quadratic function  $f(x) = x^2$ . Then use transformations of this graph to graph the given function.

9)  $h(x) = (x + 4)^2 - 5$



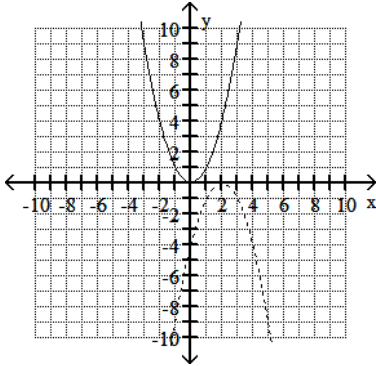
10)  $g(x) = -\frac{1}{3}(x - 2)^2 + 3$



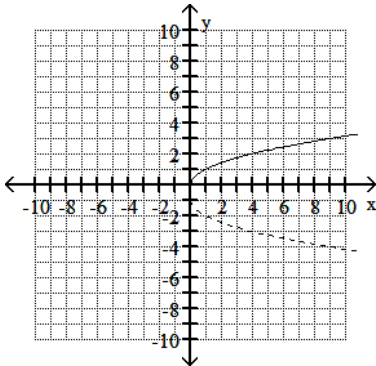
Answer Key

Testname: PRACTICE07

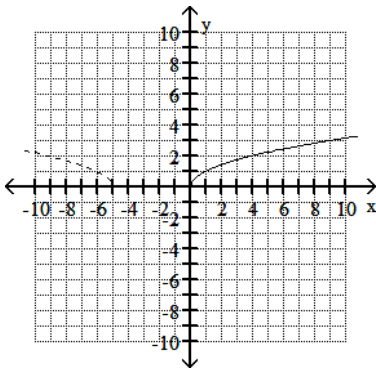
1)



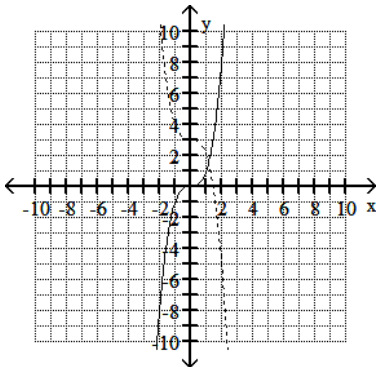
2)



3)



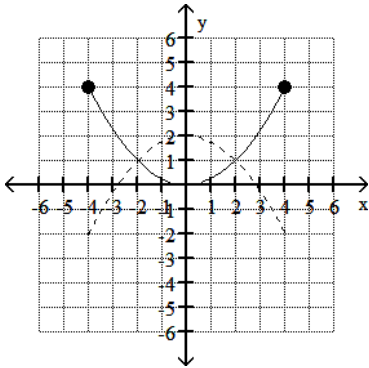
4)



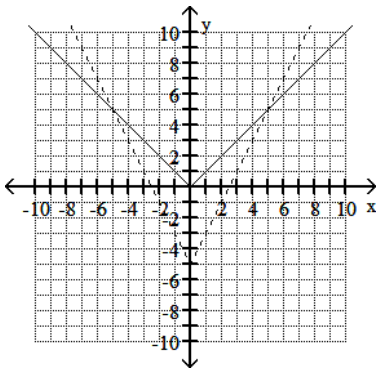
Answer Key

Testname: PRACTICE07

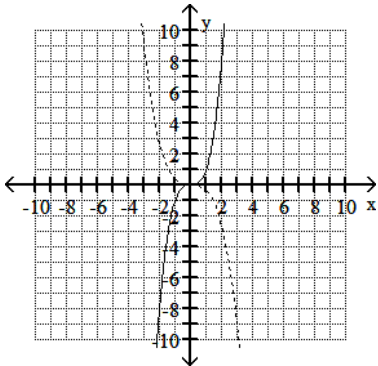
5)



6)



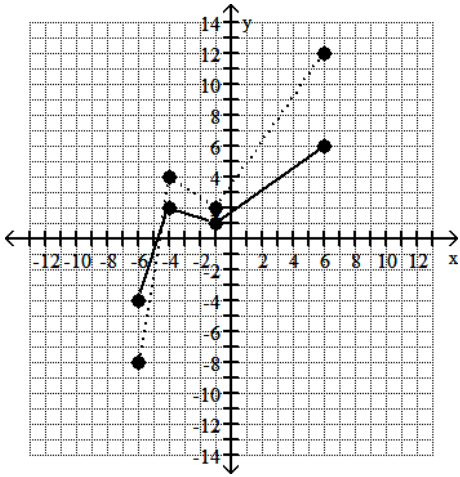
7)



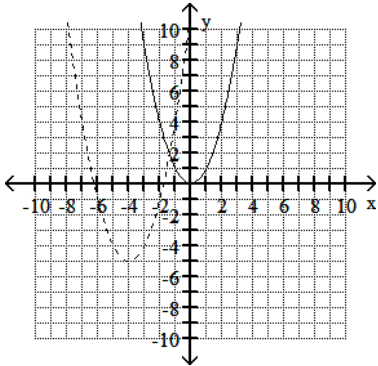
Answer Key

Testname: PRACTICE07

8)



9)



10)

